

PERI Rental Criteria

ST 100 Stacking Tower



Contact

PERI GmbH
Formwork Scaffolding
Engineering
 P.O. Box 1264
 89264 Weissenhorn, Germany
 Phone +49 (0) 7309.950-0
 Fax +49 (0) 7309.951-0
 rental-criteria@peri.de

Content	Page
Frame	2
Diagonal Brace ST	4
Cross Forkhead	5
Base Spindle	7
Head Spindle	8
Ledger	9
Transportation Wheel UEW	15
Connection Transportation Wheel	16
Glossary	18

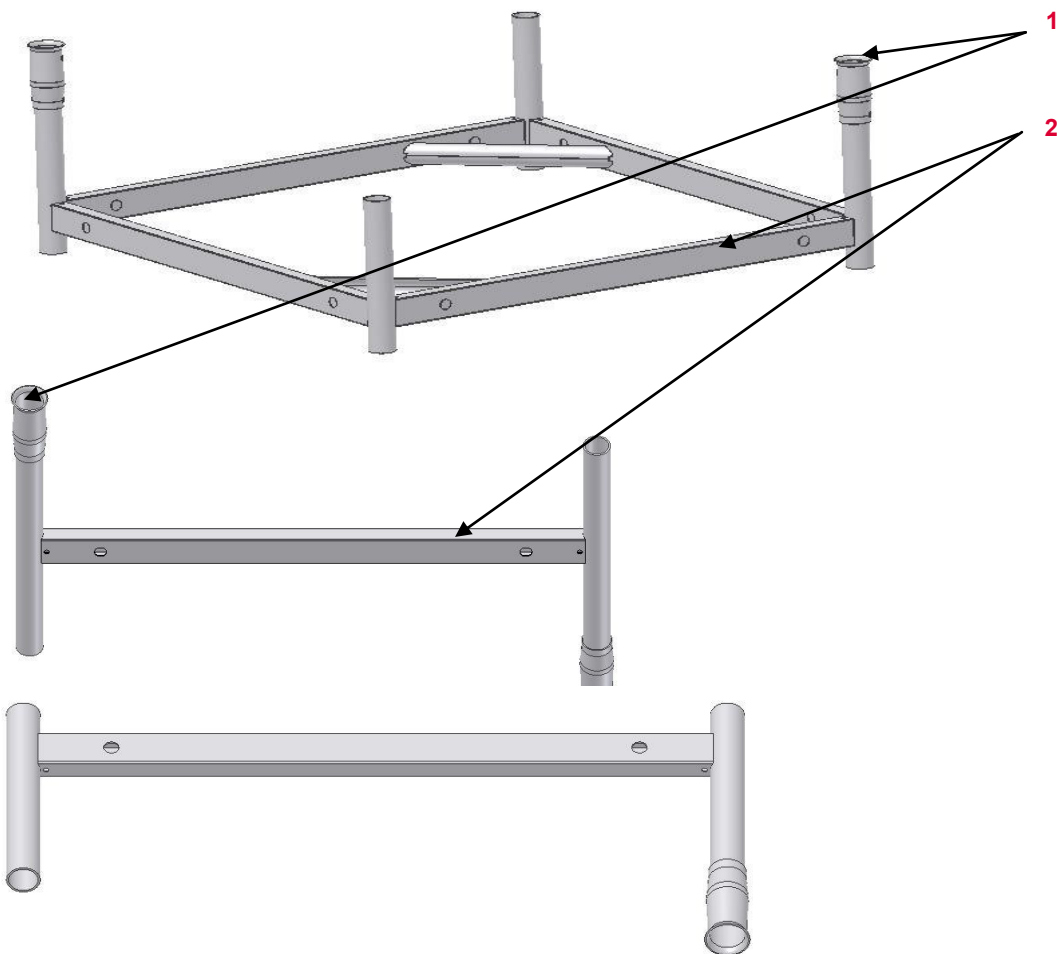
Changes made	Date Initial	Page
New Version	03/2016 fw	

PERI Rental Criteria

ST 100 Stacking Tower



Base Head Frame, Stacking Frame; End Frame	No.	Name	Article number
--	-----	------	----------------

































- | | |
|---|----------|
| 1 | Tube Cup |
| 2 | Frame |

Valid for	Article number
Base Head Frame ST 100 verz.	019900
Stacking Frame ST 100 verz.	019910
End Frame ST 100 verz.	019930

PERI Rental Criteria

ST 100 Stacking Tower

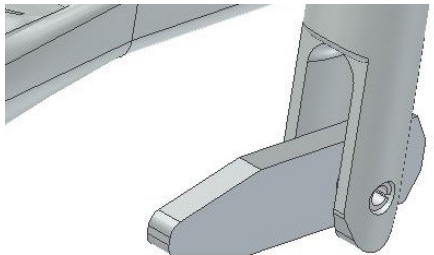










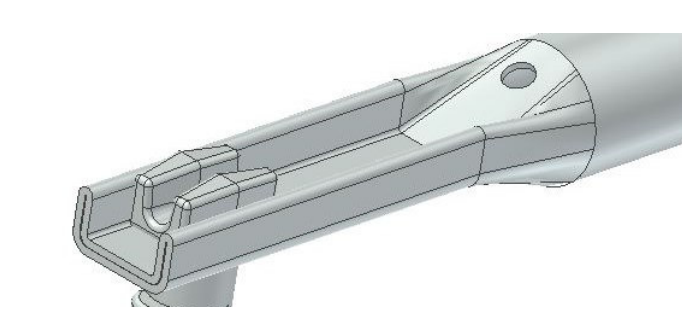








Frame	Description	Instruction	Billing Condition	Type
	16.01 Frame dent or bent			
	<ul style="list-style-type: none"> ■ $D \leq 10 \text{ mm}$ 	 		
	<ul style="list-style-type: none"> ■ Or $d > 10 \text{ mm}$ ■ Or edge affected 	   	 	 
	16.02 Tube cup end bent			
	<ul style="list-style-type: none"> ■ $\leq 10 \text{ mm}$ ■ Or $> 10 \text{ mm}$ 	  	 	  
	16.03 Crack in tube cup end			
	<ul style="list-style-type: none"> ■ Crack because of missuse (Bent in tube cup end) ■ Or without damage of the tube cup 	   	 	 

PERI Rental Criteria

ST 100 Stacking Tower

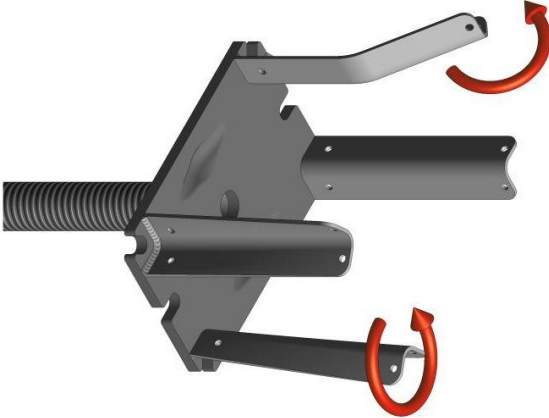
















Diagonal Brace ST 100 (019940)	Description	Instruction	Billing Condition	Type
	<p>16.04 Profile bent missing</p>	 710123 (Profile) 710910 (Sleeve)	 088391 089042	
	<p>16.05 Brace bent</p> <ul style="list-style-type: none"> ■ ≤ 3 mm ■ Or > 3 mm (L/500) 	<ul style="list-style-type: none">   	<ul style="list-style-type: none">  088244  	<ul style="list-style-type: none">  
	<p>16.06 Connection bent</p> <ul style="list-style-type: none"> ■ ≤ 5 mm ■ Or > 5 mm 	<ul style="list-style-type: none">   	<ul style="list-style-type: none">  088244  	<ul style="list-style-type: none">  

PERI Rental Criteria

ST 100 Stacking Tower



Cross Forkhead TR 38-70/50 (019950)	Description	Instruction	Billing Condition	Type
	16.07 Plaid			
	<ul style="list-style-type: none"> ■ Bent without crack in welding 		 088395	
	<ul style="list-style-type: none"> ■ Or with crack in welding 		 088394	
<ul style="list-style-type: none"> ■ Or missing 		 088394		
	16.08 Base plate bent			
<ul style="list-style-type: none"> ■ > 5 mm 	 			

PERI Rental Criteria


ST 100 Stacking Tower



Cross Forkhead TR 38-70/50 (019950)	Description	Instruction	Billing Condition	Type
-------------------------------------	-------------	-------------	-------------------	------



16.09 Spindle bent



16.10 Spindle cut off



PERI Rental Criteria


ST 100 Stacking Tower



Base Spindle TR 38-70/50 (019780)	Description	Instruction	Billing Condition	Type
-----------------------------------	-------------	-------------	-------------------	------



16.11 Wing nut broken



16.12 Base plate

■ Bent (spindle not affected)



088244



■ Or Bent and spindle affected







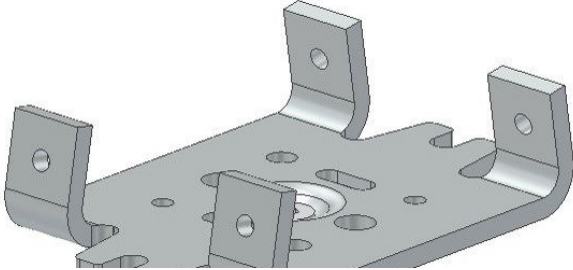







■ Or crack in welding



PERI Rental Criteria

ST 100 Stacking Tower



Head Spindle (319790; 116081)	Description	Instruction	Billing Condition	Type	
	16.13 Wing nut broken				
	16.14 Claws bent			088244	
	16.15 Spindle bent				

PERI Rental Criteria

ST 100 Stacking Tower











Ledger UH	No.	Name	Article number
	1	Wedge	100109
	2	Ledger	
	3	Ledger Head	100018
Valid for			
		Ledger UH 72	100440
		Ledger UH 104	100192
		Ledger UH 150	100021
		Ledger UH 200	100023
		Ledger UH 250	100025
		Ledger UH 300	100027
		Ledger UH 400	100029
		Ledger UH 75	100017
		Ledger UH 100	101159

PERI Rental Criteria

ST 100 Stacking Tower







Ledger UH	Description	Instruction	Billing Condition	Type
	<p>16.16 Dent in profile</p>			
	<p>16.17 Crack in wedge opening Wedge is missing</p>			

PERI Rental Criteria

ST 100 Stacking Tower



Ledger UH	Description	Instruction	Billing Condition	Type
	<p>16.18 Bent at the edge</p>			

PERI Rental Criteria

ST 100 Stacking Tower











Ledger UH	Description	Instruction	Billing Condition	Type	
	16.19 Bent at the wedge				
	<ul style="list-style-type: none"> ■ If possible 			088244	
	<ul style="list-style-type: none"> ■ Or if not possible 				
<ul style="list-style-type: none"> ■ Or Crack in material 					
	16.20 Dent at the hole				
	<ul style="list-style-type: none"> ■ If geometry of hole unchanged 			088244	
	<ul style="list-style-type: none"> ■ Or if changed 				
<ul style="list-style-type: none"> ■ Or crack in material 					

PERI Rental Criteria

ST 100 Stacking Tower







Ledger UH	Description	Instruction	Billing Condition	Type																				
	16.21 Bent in horizontal direction <ul style="list-style-type: none"> ■ Edges not affected ■ and \leq permitted bent ($L/300$) 																							
	<ul style="list-style-type: none"> ■ Or $>$ permitted bent 	 																						
<table border="1"> <thead> <tr> <th>Element</th> <th>Perm. bent</th> </tr> </thead> <tbody> <tr> <td>Ledger UH 25</td> <td>≤ 3 mm</td> </tr> <tr> <td>Ledger UH 50</td> <td>≤ 3 mm</td> </tr> <tr> <td>Ledger UH 75</td> <td>≤ 3 mm</td> </tr> <tr> <td>Ledger UH 100</td> <td>≤ 3 mm</td> </tr> <tr> <td>Ledger UH 125</td> <td>≤ 4 mm</td> </tr> <tr> <td>Ledger UH 150</td> <td>≤ 5 mm</td> </tr> <tr> <td>Ledger UH 200</td> <td>≤ 7 mm</td> </tr> <tr> <td>Ledger UH 250</td> <td>≤ 8 mm</td> </tr> <tr> <td>Ledger UH 300</td> <td>≤ 10 mm</td> </tr> </tbody> </table>		Element	Perm. bent	Ledger UH 25	≤ 3 mm	Ledger UH 50	≤ 3 mm	Ledger UH 75	≤ 3 mm	Ledger UH 100	≤ 3 mm	Ledger UH 125	≤ 4 mm	Ledger UH 150	≤ 5 mm	Ledger UH 200	≤ 7 mm	Ledger UH 250	≤ 8 mm	Ledger UH 300	≤ 10 mm			
Element	Perm. bent																							
Ledger UH 25	≤ 3 mm																							
Ledger UH 50	≤ 3 mm																							
Ledger UH 75	≤ 3 mm																							
Ledger UH 100	≤ 3 mm																							
Ledger UH 125	≤ 4 mm																							
Ledger UH 150	≤ 5 mm																							
Ledger UH 200	≤ 7 mm																							
Ledger UH 250	≤ 8 mm																							
Ledger UH 300	≤ 10 mm																							

PERI Rental Criteria

ST 100 Stacking Tower


























Ledger UH	Description	Instruction	Billing Condition	Type
	<p>16.22 Profile bent in vertical direction</p>			

PERI Rental Criteria

ST 100 Stacking Tower



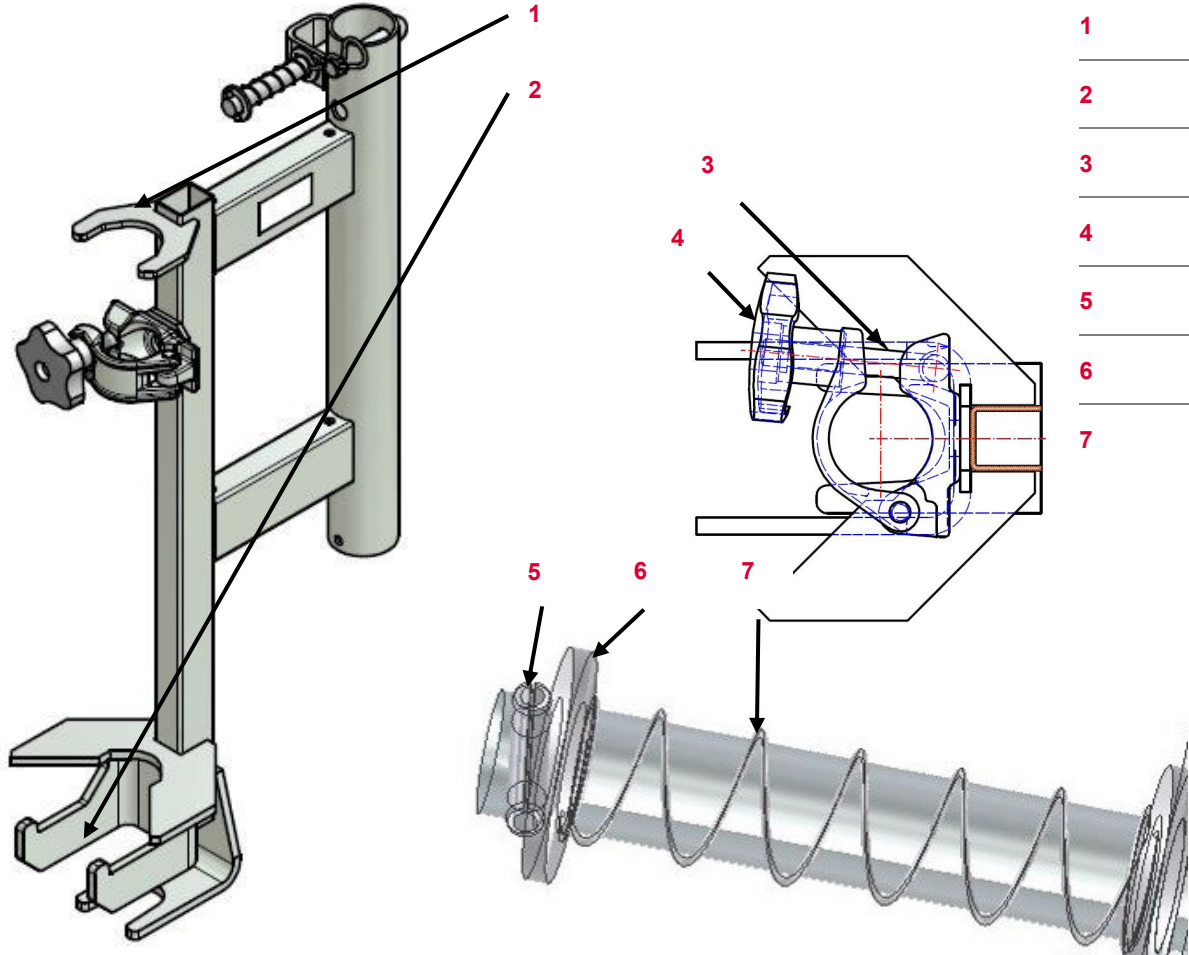
Transportation Wheel UEW (116176)	Description	Instruction	Billing Condition	Type
	<p>16.23 Wheel</p> <ul style="list-style-type: none"> ■ Broken because of overloading the wheel ■ Or worn 	<ul style="list-style-type: none">     	<ul style="list-style-type: none">   	<ul style="list-style-type: none">  
	<p>16.24 tube</p> <ul style="list-style-type: none"> ■ Kink ■ Or holes torn out 	<ul style="list-style-type: none">     	<ul style="list-style-type: none">   	<ul style="list-style-type: none">  
	<p>16.25 Impact protection broken</p>	<ul style="list-style-type: none">   	<ul style="list-style-type: none">  	<ul style="list-style-type: none"> 

PERI Rental Criteria

ST 100 Stacking Tower



Connection Transportation wheel ST 100 (116800)	No.	Name	Article number
---	-----	------	----------------





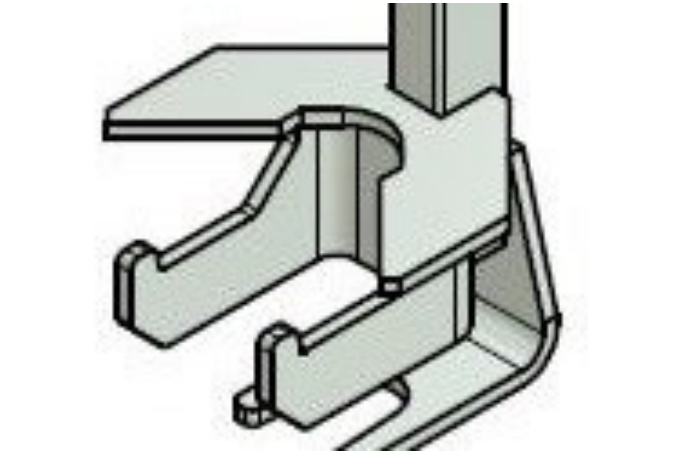





1	Guide top	
2	Guide bottom	
3	Hammer head bolt	710702
4	Star grip	117388
5	Sleeve	721925
6	Washer	711043
7	Spring	116177

PERI Rental Criteria

ST 100 Stacking Tower




















Connection Transportation wheel	Description	Instruction	Billing Condition	Type
	<p>16.26 Damaged spring</p>			
	<p>16.27 Claws bent</p>		 088244	

PERI Rental Criteri

Glossary Icons



Icon	Significance	Icon	Significance	Icon	Significance
	Not OK– material is scrap		Billing necessary (customer)		Optical damage
	OK– material stays in rental park		No Billing necessary		Functional damage
	Scrap material– it's not permitted to hand out the material because of safety aspects		Shorten the material		Functional damage— it's not permitted to hand out the material
	Repair according to instruction		Mark the material		Static damage— it's not permitted to hand out the material
	Fix material cold– Afterwards check weld seams and bordering components		Replace damaged material		
	Repair after local economic efficiency calculation		Replace missing material		
	Clean the material				