

# PERI Rental Criteria

## GT 24 Girder



### Contact

**PERI GmbH**  
**Formwork Scaffolding**  
**Engineering**

P. O. Box 1264  
 89269 Weißenhorn  
 Phone +49 (0) 7309.950-0  
 Fax +49 (0) 7309.951-0  
[rental-criteria@peri.de](mailto:rental-criteria@peri.de)



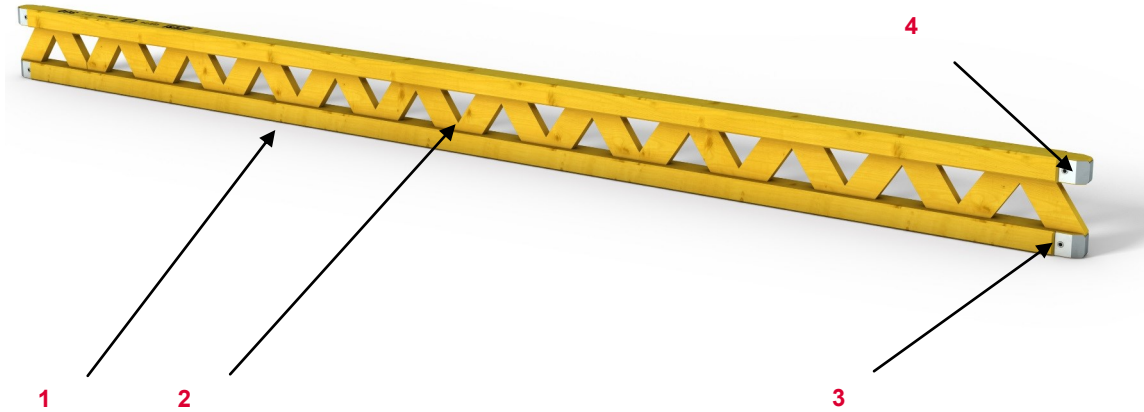
Content	Page	Changes made	Date   Initial	Page
Chord	3	New version	09/2015   cg	
Brace	14	01.05 Change of cm to mm	06/2016   fw	6
End cap	17	01.19 depth max. 5 mm added	06/2016   fw	12
Glossary	19	01.22 change to 3,0 mm	06/2016   fw	13
		01.24 change to 20 mm	06/2016   fw	15

# PERI Rental Criteria

## GT 24 Girder



GT 24 Girder	No.	Description	Article number
	1	Chord	
	2	Brace	
	3	Rivet	726040
	4	End cap	726041



# PERI Rental Criteria

## GT 24 Girder











Article	Article number
GT 24 L = 0,90 m	075100
GT 24 L = 1,20 m	075120
GT 24 L = 1,50 m	075150
GT 24 L = 1,80 m	075180
GT 24 L = 2,10 m	075210
GT 24 L = 2,40 m	075240
GT 24 L = 2,70 m	075270
GT 24 L = 3,00 m	075300
GT 24 L = 3,30 m	075330
GT 24 L = 3,60 m	075360
GT 24 L = 3,90 m	075390
GT 24 L = 4,20 m	075420
GT 24 L = 4,50 m	075450
GT 24 L = 4,80 m	075480

Article	Article number
GT 24 L = 5,10 m	075510
GT 24 L = 5,40 m	075540
GT 24 L = 5,70 m	075570
GT 24 L = 6,00 m	075600

# PERI Rental Criteria

## GT 24 Girder












Chord	Description	Instruction	Billing Condition	Type
	<p>01.01 Intergrowth of bark</p>			
	<p>01.02 Resin inclusion</p> <ul style="list-style-type: none"> <li>■ ≤ 5 mm</li> </ul>			

# PERI Rental Criteria

## GT 24 Girder

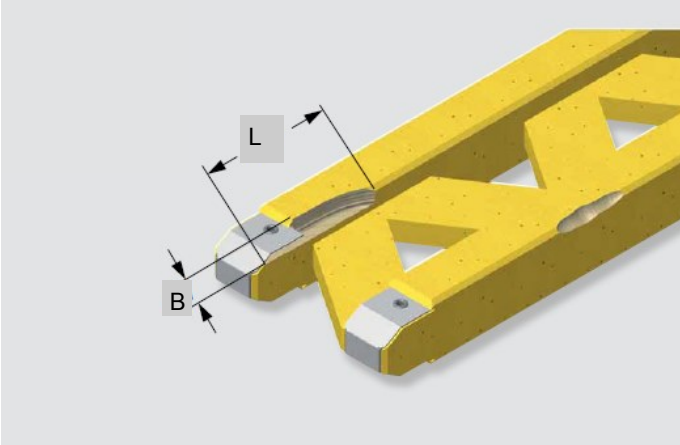

















Chord	Description	Instruction	Billing Condition	Type
	<p>01.03 Knot in the girder edge</p>			
	<p>01.04 Round break</p>	 		

# PERI Rental Criteria

## GT 24 Girder











Chord	Description	Instruction	Billing Condition	Type
	<b>01.05 Splintering at the chord</b> <ul style="list-style-type: none"> <li>■ <math>\leq 33</math> mm width</li> <li>■ and <math>\leq 35</math> cm length</li> </ul>	 		
	<ul style="list-style-type: none"> <li>■ Or <math>&gt; 35</math> cm length</li> <li>■ and <math>\leq 10</math> mm width</li> </ul>	 		
	<b>01.06 Splintering at the chord</b> <ul style="list-style-type: none"> <li>■ <math>&gt; 33</math> mm width</li> </ul>		 See table (p. 18)	
	<ul style="list-style-type: none"> <li>■ Or <math>&gt; 35</math> cm Length</li> <li>■ and <math>&gt; 10</math> mm width</li> </ul>		 See table (p. 18)	

# PERI Rental Criteria

## GT 24 Girder







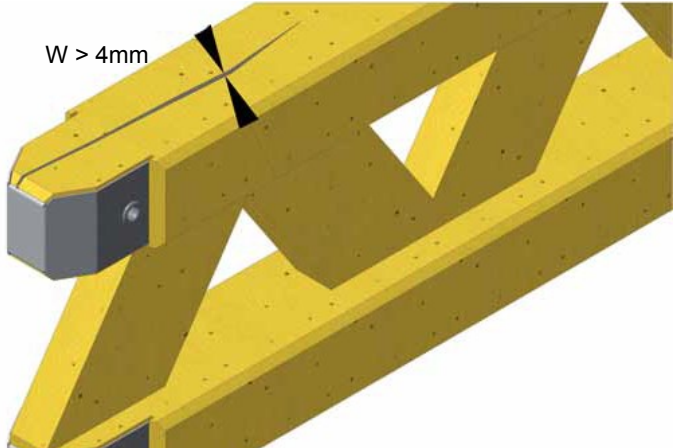






Chord	Description	Instruction	Billing Condition	Type
	<p><b>01.07 Break of the chord</b></p> <ul style="list-style-type: none"> <li>■ Break caused by overloading</li> </ul>		 See table (p. 18)	
	<p><b>01.08 Break across the grain</b></p>		 See table (p. 18)	



# PERI Rental Criteria

## GT 24 Girder



Chord	Description	Instruction	Billing Condition	Type
	<p><b>01.09 Shrinkage caused by drying out</b></p> <ul style="list-style-type: none"> <li>■ Crack along the grain</li> <li>■ and no continuous crack</li> <li>■ and max. width <math>\leq 4</math> mm</li> <li>■ and max. length 1 m</li> </ul>			
	<p><b>01.10 Shrinkage crack</b></p> <ul style="list-style-type: none"> <li>■ Width <math>&gt; 4</math> mm</li> <li>■ Length <math>&gt; 1</math> m</li> </ul>	 	 	 




# PERI Rental Criteria

## GT 24 Girder



Chord	Description	Instruction	Billing Condition	Type
-------	-------------	-------------	-------------------	------



**01.11 Crack caused by mis-handling**

- Occurrence in relation to a damage/ kink (deformed end cap, splinters, etc.)



See table (p. 18)



# PERI Rental Criteria

## GT 24 Girder











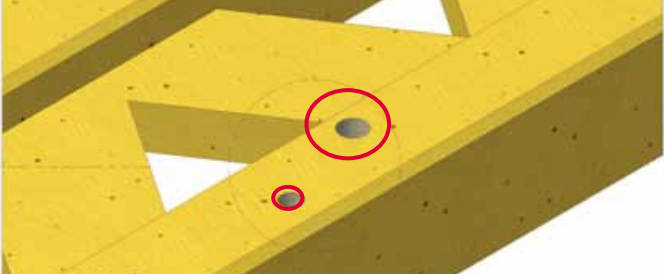








Chord	Description	Instruction	Billing Condition	Type
	<p><b>01.12 Holes <math>\varnothing \leq 4 \text{ mm}</math></b></p> <ul style="list-style-type: none"> <li>■ Max. 4 holes axial (in one line)</li> <li>■ and minimum distance 80 mm</li> <li>■ and distance to next drill hole &gt; next knot pattern</li> </ul>			
	<p><b>01.13 Holes <math>\varnothing \leq 8 \text{ mm}</math> at the end of the girder</b></p> <ul style="list-style-type: none"> <li>■ Max. 3 holes axial (in one line)</li> <li>■ and minimum distance 80 mm</li> <li>■ and distance to next drill hole &gt; next knot pattern</li> </ul>			
	<p><b>01.14 Holes <math>\varnothing \leq 8 \text{ mm}</math></b></p> <ul style="list-style-type: none"> <li>■ Max. 2 holes axial (in one line)</li> <li>■ and minimum distance 142 mm</li> <li>■ and distance to next drill hole &gt; next knot pattern</li> </ul>			

# PERI Rental Criteria

## GT 24 Girder



Chord	Description	Instruction	Billing Condition	Type
	<p><b>01.15 Holes M6/M8 in Chord</b></p> <ul style="list-style-type: none"> <li>Max. 2 holes axial (in one line)</li> <li>and minimum distance 80 mm</li> <li>and distance to next drill hole &gt; next knot pattern</li> </ul>	 		
	<p><b>01.16 Holes <math>\varnothing \leq 12</math> mm in Chord</b></p> <ul style="list-style-type: none"> <li>Max. 1 hole between knot pattern</li> </ul>	 		
	<p><b>01.17 Holes <math>\varnothing \leq 12</math> mm in Chord</b></p> <ul style="list-style-type: none"> <li>more than 1 hole between knot pattern</li> <li>Or <math>\varnothing &gt; 12</math> mm</li> </ul>	  	 see table (p. 18)   see table (p.18)	  

# PERI Rental Criteria

## GT 24 Girder















Chord	Description	Instruction	Billing Condition	Type
	<b>01.18 Cut in chord</b> <ul style="list-style-type: none"> <li>■ Depth <math>\leq 2</math> mm between knot pattern</li> </ul>			
	<ul style="list-style-type: none"> <li>■ Or <math>d &gt; 2</math> mm</li> </ul>			see table (p. 19)
	<b>01.19 Cut in chord</b> <ul style="list-style-type: none"> <li>■ cut along the grain <math>\leq 5</math> mm</li> <li>■ and max. 1 between knot patterns</li> </ul>			
	<b>01.20 Cut in chord</b> <ul style="list-style-type: none"> <li>■ Cut along the grain <math>\leq 5</math> mm</li> <li>■ and more than one cut between knot patterns</li> </ul>			see table (p. 19)
	<ul style="list-style-type: none"> <li>■ Or depth <math>&gt; 5</math> mm</li> </ul>			see table (p. 19)



# PERI Rental Criteria

## GT 24 Girder














Chord	Description	Instruction	Billing Condition	Type
	<p><b>01.21 Girder cut not according to PERI standard</b></p>		 see table (p. 18)	
	<p><b>01.22 Chord damaged by concrete vibrator</b></p> <ul style="list-style-type: none"> <li>■ Pressure marks <math>\leq 3,0</math> mm</li> <li>■ Or pressure marks <math>&gt; 3,0</math> mm</li> </ul>	<ul style="list-style-type: none"> <li>   </li> <li>  </li> </ul>	<ul style="list-style-type: none"> <li>  </li> <li>  see table (p. 18)         </li> </ul>	<ul style="list-style-type: none"> <li>  </li> <li>  </li> </ul>

# PERI Rental Criteria

## GT 24 Girder



Brace	Description	Instruction	Billing Condition	Type
	<p><b>01.23 Drill hole in brace</b></p> <ul style="list-style-type: none"> <li>■ ≤ Ø 18 mm</li> <li>■ and max. one hole in brace</li> </ul>	 		
	<ul style="list-style-type: none"> <li>■ Hole ≤ Ø 18 mm</li> <li>■ and more than one hole in brace</li> </ul>		 <p>see table (p. 18)</p>	
	<ul style="list-style-type: none"> <li>■ Or &gt; Ø 18mm</li> </ul>		 <p>see table (p. 18)</p>	




# PERI Rental Criteria

## GT 24 Girder



Brace	Description	Instruction	Billing Condition	Type
-------	-------------	-------------	-------------------	------



**01.24 Splintering**

- Width ≤ 20 mm



- Or width > 20 mm



see table (p. 18)



- Or broken










see table (p. 18)



# PERI Rental Criteria

## GT 24 Girder













Brace	Description	Instruction	Billing Condition	Type
	<b>01.25 Crack in brace</b>			
	<ul style="list-style-type: none"> <li>■ crack vertical to grain</li> </ul>		 see table (p. 18)	
	<ul style="list-style-type: none"> <li>■ Or crack along the grain <math>\leq 2</math> mm</li> </ul>			

# PERI Rental Criteria

## GT 24 Girder



end cap	Description	Instruction	Billing Condition	Type
	<b>01.26 Cap end broken</b>			
	<ul style="list-style-type: none"> <li>with new cap (rivet through wood)</li> </ul>		 see table (p. 18)	
	<ul style="list-style-type: none"> <li>Or with old cap</li> </ul>	 726040 726041		
<ul style="list-style-type: none"> <li>Or with old cap</li> <li>and splintering &gt; 33 mm</li> </ul>		 see table (p. 18)		

# PERI Rental Criteria

## GT 24 Girder




















Description	Service article number
Cutting GT Girder 30 cm	088600
Cutting GT Girder 60 cm	088601
Cutting GT Girder 90 cm	088602
Cutting GT Girder 120 cm	088603
Cutting GT Girder 150 cm	088604
Cutting GT Girder 180 cm	088605
Cutting GT Girder 210 cm	088606
Cutting GT Girder 240 cm	088607
Cutting GT Girder 270 cm	088608
Cutting GT Girder 300 cm	088609
Cutting GT Girder 330 cm	088610
Cutting GT Girder 360 cm	088611
Cutting GT Girder 390 cm	088612
Cutting GT Girder 420 cm	088613
Cutting GT Girder 450 cm	088614

Description	Service article number
Cutting GT Girder 480 cm	088615
Cutting GT Girder 510 cm	088616
Cutting GT Girder 540 cm	088617
Cutting GT Girder 570 cm	088618
Cutting GT Girder 600 cm	088619
Cutting GT Girder 630 cm	088620
Cutting GT Girder 660 cm	088621
Cutting GT Girder 690 cm	088622
Cutting GT Girder 720 cm	088623
Cutting GT Girder 750 cm	088624
Cutting GT Girder 780 cm	088625
Cutting GT Girder 810 cm	088626
Cutting GT Girder 840 cm	088627
Cutting GT Girder 870 cm	088628
Cutting GT Girder 900 cm	088629

# PERI Rental Criteria

## Glossar Icons



Icon	Significance	Icon	Significance	Icon	Significance
	Not Ok– material is scrap		Billing necessary (customer)		Optical damage
	OK– material stays in rental park		No Billing necessary		Functional damage
	Scrap material– it's <b>not</b> permitted to hand out the material because of safety aspects		Shorten material		Functional damage— it's <b>not</b> permitted to hand out the material
	Repair according to instruction		Mark material		Static damage— it's <b>not</b> permitted to hand out the material
	Fix material cold—Afterwards check weld seams and bordering components		Replace damaged material		
	Repair after local economic efficiency calculation		Replace missing material		
	Clean material				